




Infection Control Risk Assessment (ICRA) 2.0 Summary

FHEA Annual Educational Conference
21 May 2025

Jonathan Flannery, Senior Associate Director, Regulatory Affairs
American Society for Health Care Engineering
American Hospital Association





Construction, renovation and maintenance activities increase infection risks in hospitals.

Implementing an Infection Control Risk Assessment process mitigates these risks

Old and New ICRA Matrices

Patient RISK GROUP	TYPE A	TYPE B	TYPE C	TYPE D
LOW Risk Group	I	II	II	III / IV
MEDIUM Risk Group	I	II	III	IV
HIGH Risk Group	I	II	III / IV	IV
HIGHEST Risk Group	II	III / IV	III / IV	IV

Patient Risk Group	Construction Project Type			
	TYPE A	TYPE B	TYPE C	TYPE D
LOW Risk Group	I	II	II	III*
MEDIUM Risk Group	I	II	III*	IV
HIGH Risk Group	I	III	IV	V
HIGHEST Risk Group	III	IV	V	V

Infection control permit and approval will be required when Class of Precautions III (Type C) and all Class of Precautions IV or V are necessary.

Environmental conditions that could affect human health, such as sewage, mold, asbestos, gray water and black water will require Class of Precautions IV for LOW and MEDIUM Risk Groups and Class of Precautions V for HIGH and HIGHEST Risk Groups.

*Type C [Medium Risk groups] and Type D [Low Risk Groups] work areas [Class III precautions] that cannot be sealed and completely isolated from occupied patient care spaces should be elevated to include negative air exhaust requirements as listed in Class IV Precautions.

Patient Safety Involves More Than Just This Team



Who should be on the ICRA team?

- ✓ Leadership/Executive
- ✓ Facilities/Project Management
- ✓ Infection Preventionist
- ✓ Occupational or Environmental Safety Management
- ✓ Support Services
- ✓ Clinical Nurse Management
- ✓ Departments Affected
- ✓ Who else?



Including All Stakeholders



Care Staff

Knows the Patient Needs

Highest Priority: Caring for patients

Facilities Manager

Knows the Facility

Highest Priority: Keep systems operating and building safe



Contractor

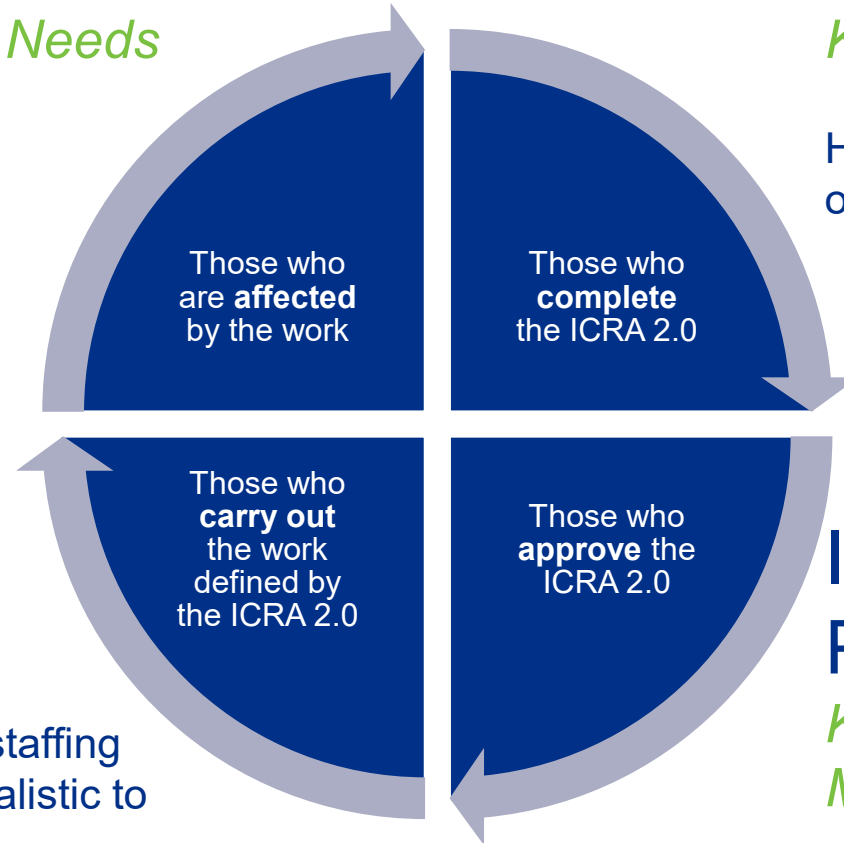
Knows the Work

Highest Priority: Keep staffing and materials needs realistic to get the job done

Infection Preventionist

Knows Pathogen and Mitigation

Highest Priority: Prevent infection and risk to patient and facility



ASHE's new ICRA 2.0 assesses infection risks to improve patient protections.



1. Define the
Activity



2. Identify
Patient Risk



3. Define
Class of
Precautions



4. Assess
Surrounding
Area



5. Establish
Mitigation
Plan

ICRA 2.0 Toolbox



ICRA 2.0
Form and
Permit



ICRA 2.0
e-Learning

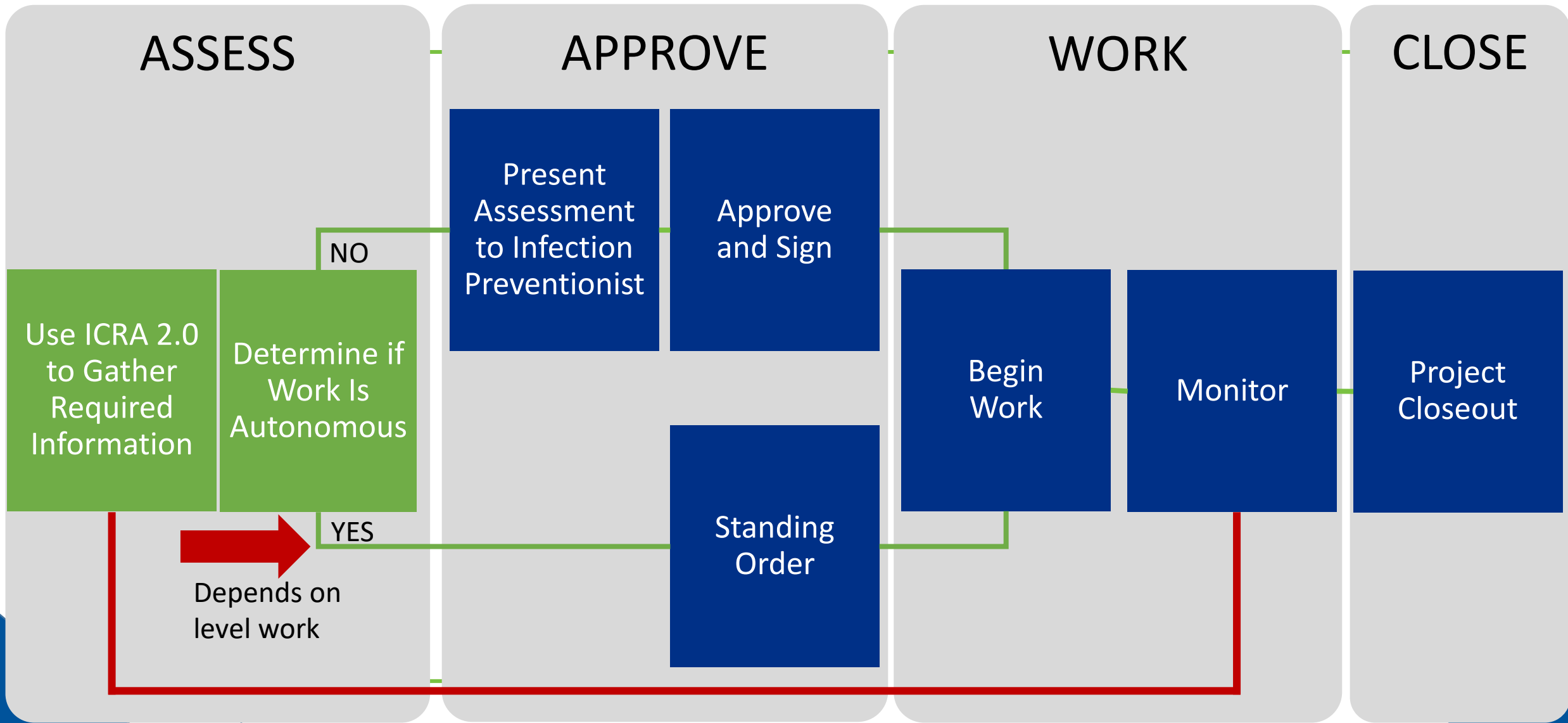


ICRA 2.0
Process
Guide



ICRA 2.0
Train-the-
trainer

Impact of Work Phases in ICRA 2.0





**© 2025 American Society for Health Care Engineering (ASHE)
of the American Hospital Association (AHA)**

The information contained in this seminar cannot be duplicated
in electronic or other forms without the written permission of ASHE.

For information contact ASHE
by phone at 312-422-3800 or e-mail ashe@aha.org